


Product Features

- High power RF amplifier
- Solid State power amplifier
- High linearity and high efficiency
- 50 ohms input / output impedance

Application

- CDMA Repeater



CDMA Multi Carrier RF Amplifier

Electrical Specification

Parameter	Specification	Remark
Frequency Range	1850MHz~1915MHz	65MHz BW
Output Power	+38dBm	CDMA 12FA
Gain	54dB±1dB	
Gain Flatness	1.5dB peak to peak	
Gain Variation Over Temp.	±1dB max.	
Harmonic	-45dBc	
Spurious Emission (9CH, CDMA 12FA)	±885kHz < -38dBc ±1.98MHz < -44dBc	RBW 30kHz
Input VSWR	1.5:1 max.	
Output VSWR	1.5:1 max.	Isolator Applied
Normal Operating Voltage	+27V	
DC Current Consumption	4.0A max.	
Enable	TTL Low Active	
Output Detect	+4.0V @Po=+38dBm	0.1V/dB
Noise Figure	5dB max.	



Environmental Specification

Parameter	Specification	Remark
Operating Temperature	-20°C~+70°C	
Storage Temperature	-40°C~+85°C	
Relative Humidity	5%~95%	Non-condensing

Mechanical Specification

Physical Dimension : 125mm X 90mm X 22mm

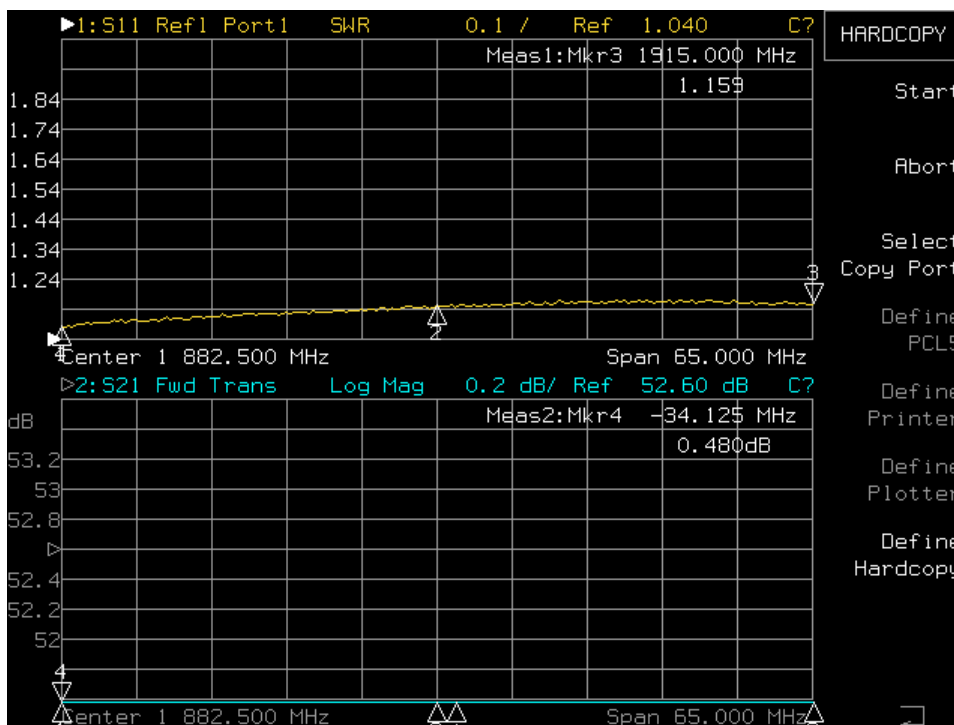
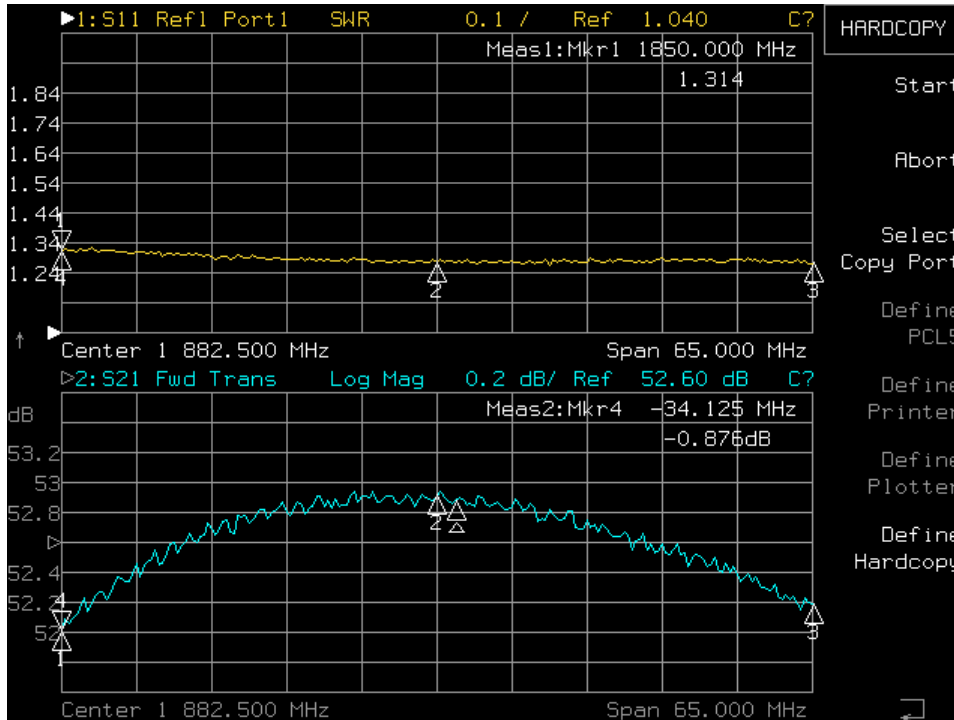
Pin Assignment

I/O Interface (D-Sub 15Pin Male)	1~5. VCC	+27V
	6~10. GND	
	11. Power Monitor	4.0V@Po=+38dBm, 0.1V/dB
	12. Over Power Alarm	TTL High@ Po=+41dBm
	13. Enable/Disable	Enable=TTL Low
	14. VSWR Alarm	Over 2.6:1@Po=+32dBm
	15. Over Temp. Alarm	TTL High@80°C±5°C



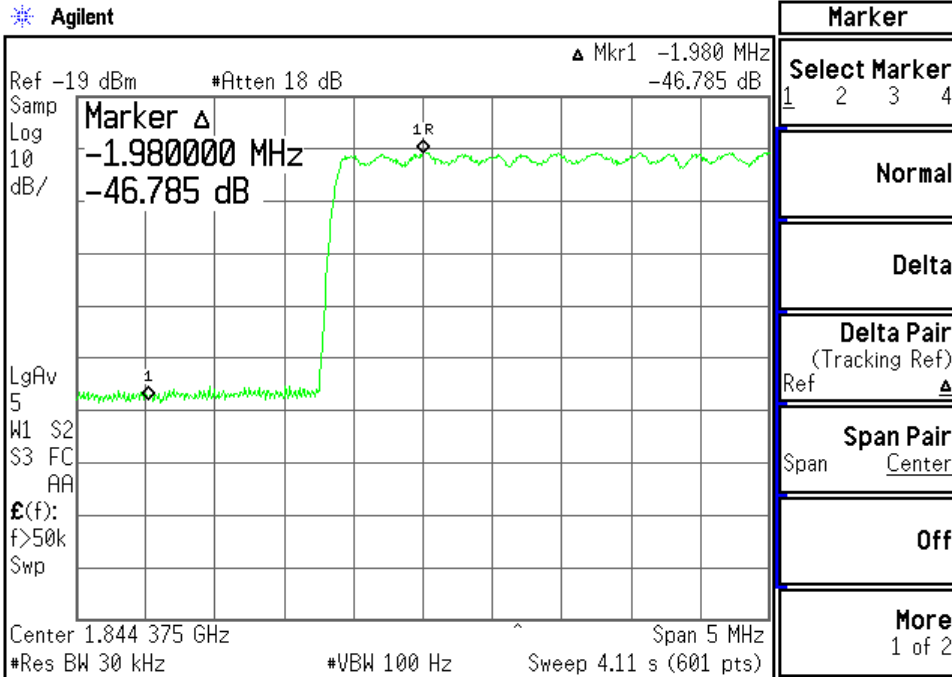
Electrical Test Data

Gain & In / Output VSWR

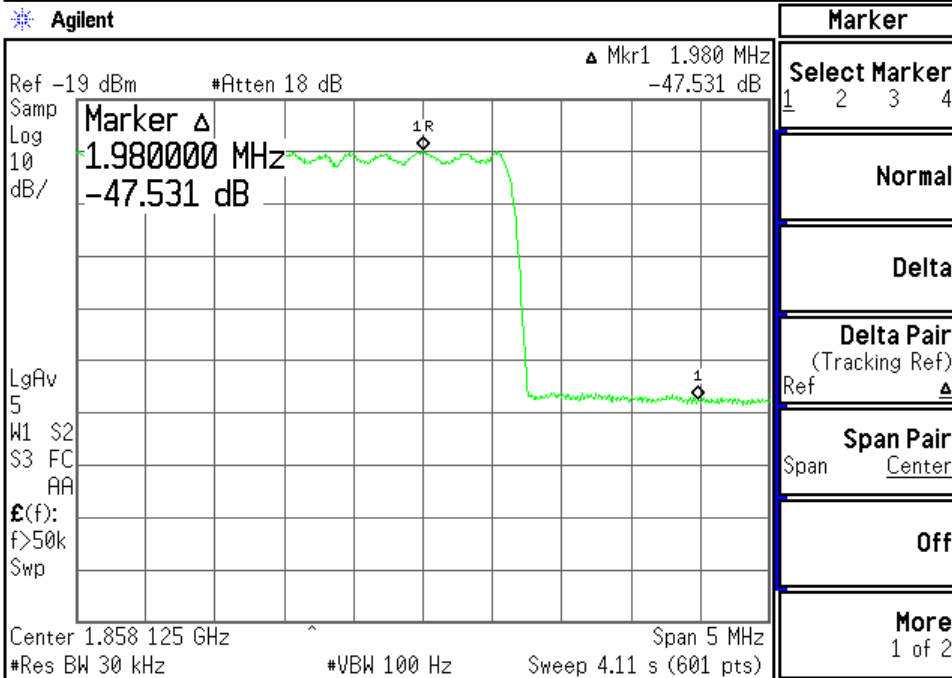




ACLR @Po=+38dBm



File Operation Status, A:\SCREN797.GIF file saved



File Operation Status, A:\SCREN796.GIF file saved



Outline Drawing

