


Product Features

- High power RF amplifier
- Solid State power amplifier
- High linearity and high efficiency
- 50 ohms input / output impedance

Application

- CDMA Repeater



CDMA Multi Carrier RF Amplifier

Electrical Specification

Parameter	Specification	Remark
Frequency Range	825MHz~835MHz	10MHz BW
Output Power	+30dBm(1Wavg)	CDMA 7FA
Gain	53dB±1dB	
Gain Flatness	1dB peak to peak	
Gain Variation Over Temp.	±1dB max.	
Harmonic	-45dBc	
Spurious Emission (9CH, CDMA 7FA)	±750kHz < -29dBc ±1.98MHz < -46dBc	RBW 30kHz
Input VSWR	1.4:1 max.	
Output VSWR	1.4:1 max.	Isolator Applied
Normal Operating Voltage	+27V	
DC Current Consumption	1.5A max.	
Enable	TTL Low Active	
Output Detect	+4.0V @Po=+30dBm	0.1V/dB



Environmental Specification

Parameter	Specification	Remark
Operating Temperature	-20°C~+70°C	
Storage Temperature	-40°C~+85°C	
Relative Humidity	0%~90%	Non-condensing

Mechanical Specification

Physical Dimension : 110mm X 90mm X 22mm

Pin Assignment

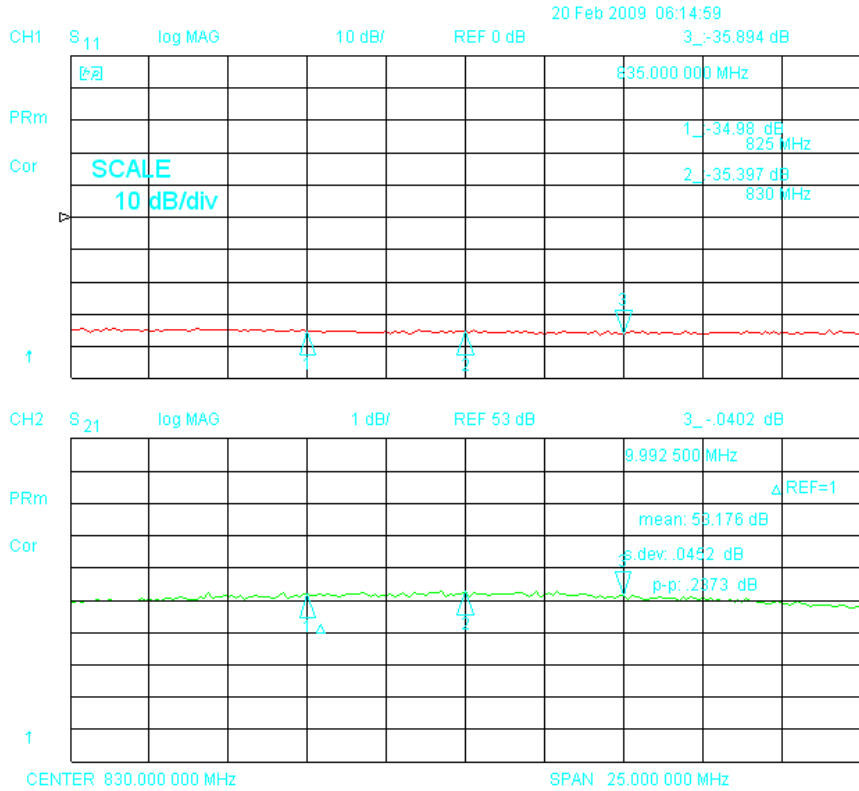
I/O Interface (D-Sub 9Pin Male)	1. VCC	+27V
	2. GND	
	3. Reserved	
	4. VSWR Monitor	3.0V@Po=30dBm open
	5. DC Fail Alarm	*Alarm, Shutdown& Recovery
	6. Over Power Alarm	TTL High@ Po=+32dBm
	7. Power Monitor	4.0V@Po=30dBm, 0.1V/dB
	8. GND	
	9. Enable/Disable	Enable=TTL Low

*DC Fail Alarm - Alarm(Shutdown): ↓ +19.5V(±0.5V), ↑ +31.5V(±0.5V)
Auto Recovery: +20.5V~+30.5V

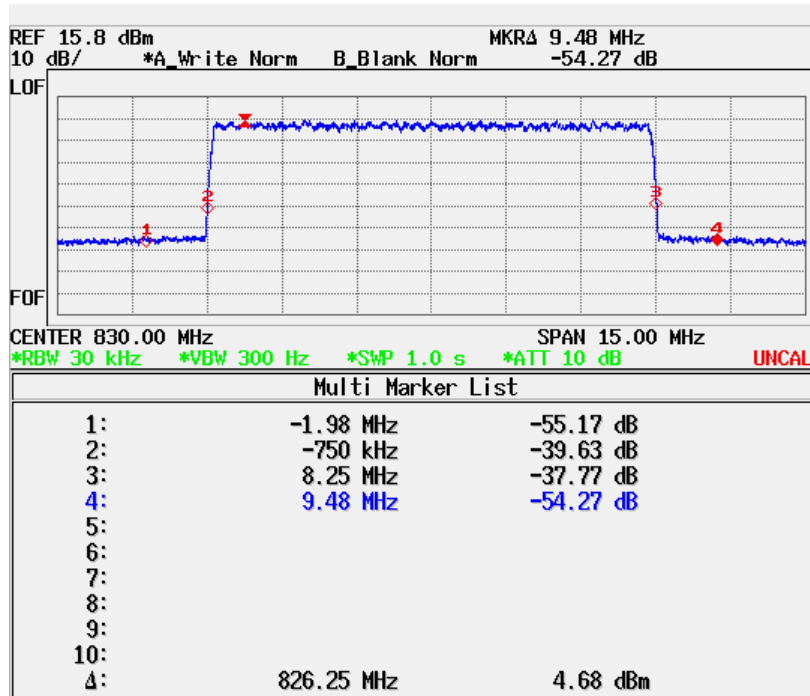


Electrical Test Data

Gain & In/Out VSWR



ACLR @Po=+30dBm



Current Consumption

+27V : 0.88A @Po=+30dBm



Outline Drawing

